

HERE'S HOW:



Did you know that you can stay connected on what your child is doing everyday with their online learning? Check out the tips and tricks below to stay connected with both in-person and online learning!

Reaching out to Staff at ELC:

Full email address for our staff as well as the learning platform (Google or D2L) they are using to teach their class can be found on our website:
<https://elcrossley.dsbm.org/>

Simply click on "STAFF CONTACTS" button on our homepage:



Accessing Online Platforms:



Classes using Google Classroom

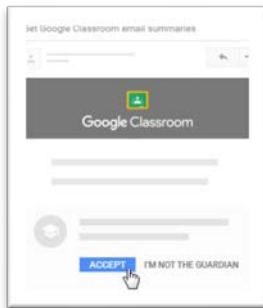
As a guardian, you can get email summaries about your student's activity in Google Classroom. Email summaries do not include grades. For grades, ask your student or contact the teacher.

In email summaries, you can review:

- Missing work—Work not turned in when the summary was sent.
- Upcoming work—Work that's due today and tomorrow (for daily emails) or that's due in the upcoming week (for weekly emails).
- Class activities—Announcements, assignments, and questions recently posted by teachers.

To get email summaries of your student's work:

- Email your students teachers requesting that you be added to your son/daughters Google Classroom
- Accept an email invitation from a teacher. You have 120 days to accept an invitation before it expires. You can unsubscribe from summaries or remove yourself as a guardian at any time.
- Click Accept
- When you accept an invitation, you and your student get an email confirmation.



Classes using D2L Classroom

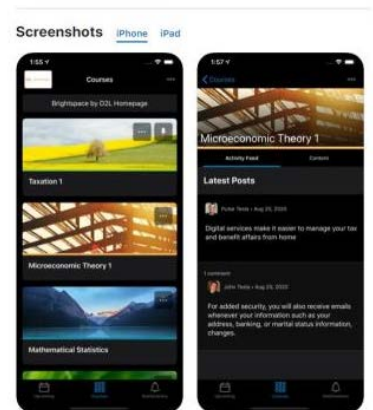
As a guardian, you can get full access to your student's activity in the online Classroom.

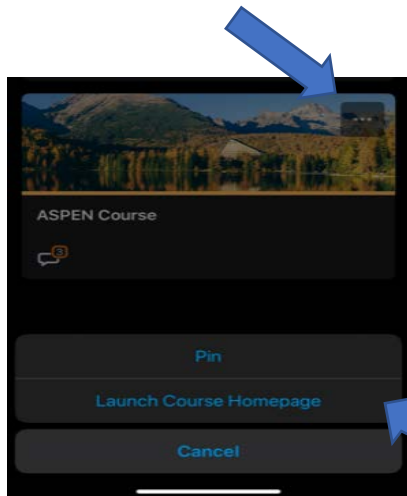
You can review:

- Missing work—Work not turned in when the summary was sent.
- Upcoming work—Work that's due today and tomorrow (for daily emails) or that's due in the upcoming week (for weekly emails).
- Class activities—Announcements, assignments, and questions recently posted by teachers

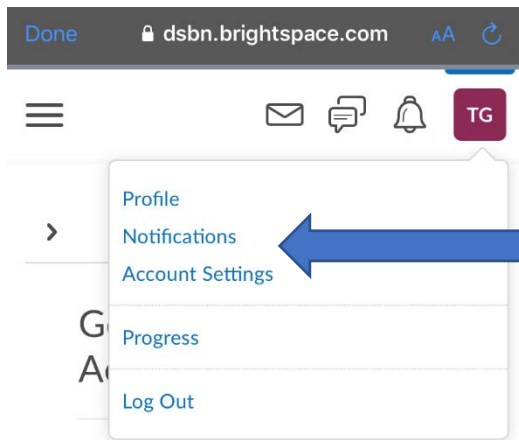
To get access to your student's work:

- Download the Brightspace Pulse app from your app store provider (FREE)
- Once downloaded, you will be asked who to connect to enter: **dsbn.elearningontario.ca**
- Enter student login info. You are encouraged to sit alongside your son/daughter as they log into D2L to have meaningful conversations around their learning and work. You will be able to view course content, news items and homework.



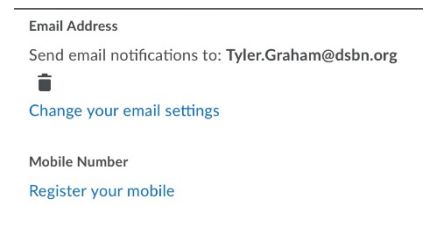


- Once you launch the “Brightspace Pulse” app, click on the courses button (bottom of app)
- Click on the ...
- and then click “Launch Course Homepage”



- Click on your Student’s initials in the upper right-hand corner and click on notifications.

- Here you can modify an email address and a mobile number to reflect either a parent/guardian or students.
- New email addresses and mobile numbers will require a verification step (**follow on screen instructions**)



It is suggested that you change the **email address to reflect the parent/guardian** and activate the **mobile number for the learner**. This way you can get email updates and the learner will receive messages as to course updates.

What Notifications Should I Receive?

Below are the recommendations to be sent to your email and to your son/daughter's cell phone. This will allow both of you to keep up to date on upcoming assignments and due dates for assessments. You will also be updated on graded items as the semester progresses.

- Once you have made your selections, click save

Instant Notifications	Learner	SMS	Email	Parent
Activity Feed - new comments from others on a post		<input type="checkbox"/>	<input type="checkbox"/>	
Activity Feed - new posts created by others		<input type="checkbox"/>	<input type="checkbox"/>	
Announcements - announcement updated		<input checked="" type="checkbox"/>	<input type="checkbox"/>	
Announcements - new announcement available		<input checked="" type="checkbox"/>	<input type="checkbox"/>	
Assignments - assignment feedback released			<input checked="" type="checkbox"/>	
Assignments - assignment due date or end date is 2 days away		<input checked="" type="checkbox"/>	<input checked="" type="checkbox"/>	
Assignments - assignment feedback updated			<input type="checkbox"/>	
Assignments - publish all feedback completion		<input checked="" type="checkbox"/>	<input checked="" type="checkbox"/>	
Content - content item created			<input type="checkbox"/>	
Content - content item updated			<input type="checkbox"/>	
Content - content overview updated			<input type="checkbox"/>	
Content Service - [term not found: ContentService.Notifications.MessageDescription]		<input type="checkbox"/>	<input type="checkbox"/>	
Discussions - new post in a forum, topic, or thread that I subscribed to in instant notifications			<input type="checkbox"/>	
ePortfolio - feedback added to subscribed items		<input type="checkbox"/>	<input type="checkbox"/>	
ePortfolio - another user has subscribed to your updates		<input type="checkbox"/>	<input type="checkbox"/>	
ePortfolio - feedback added to my items		<input type="checkbox"/>	<input type="checkbox"/>	
Grades - grade item released		<input checked="" type="checkbox"/>	<input checked="" type="checkbox"/>	
Grades - grade item updated		<input checked="" type="checkbox"/>	<input checked="" type="checkbox"/>	
Quizzes - quiz due date or end date is 2 days away		<input checked="" type="checkbox"/>	<input checked="" type="checkbox"/>	

**But Wait...
THERE'S
MORE!**

Direct Connect - Synchronous Support for Students:

"Direct Connect" in D2L will connect students with teachers in all subject areas from 10:00 am - 2:00 pm daily (M-F) when students are learning from home. Simply log on to your D2L and look for the Direct Connect link for synchronous support.



ELC Learning Centre - Online Support

Students with an I.E.P may also access our virtual Learning Centre Room located on their D2L portal, for supports with their academics. Student are always encouraged to reach out to "Direct Connect" supports first.



ELC Learning Centre
(Resource Room)
Communications Site